



A Tree

For

Everyone

Kathy Urban

Illustrated by
Rosie Butcher

Synopsis

... and they agreed that the tree really belonged to everyone!

Set around an old oak tree, two groups of children find themselves at odds with each other. As angry words halt their play, can the children find a way forward to share their special place and turn strangers into friends?

A heartwarming story about the value of teamwork, second chances and the healing power of a meaningful apology.

About the Author

Kathy Urban is a children's book writer and journalist who has reported on news, entertainment and environmental stories for more than a decade. Her books are inspired by her experiences as a parent and cherished childhood recollections of muddy forest adventures, building homes for tiny insects and a shelf filled with Astrid Lindgren books. As well as the UK, Kathy has lived in the US, Denmark, Germany, and now calls Dubai her home.

About the Illustrator

Rosie Butcher grew up in East Yorkshire, where she currently lives and works. She completed a BA (Hons) in Illustration in 2011, and enjoys working in a number of mediums, including traditional materials like watercolours and pastels. Rosie's illustrations and working habits are influenced by history, historical figures and scientific phenomenon, particularly astronomy. She also gets a great deal of inspiration from music, film and live performances and finds the circus to be the most enchanting spectacle. Dedicated to children's illustration, Rosie spends all her time exploring it and developing her skills and especially loves the way a children's book can influence a child (and more often than not, an adult). Rosie thinks it is important to try to think like a child would and derive inspiration from the adventures of these little beings.



Written by

Kathy Urban

Illustrated by

Rosie Butcher

Published by

Little Steps Publishing

Educational Applicability

A Tree for Everyone is a delightful way to introduce children to the importance of forgiveness and new beginnings. The value of teamwork, second chances and the healing power of a meaningful apology are all explored and sets parents and educators up for discussions about saying sorry and moving forward. Written by an experienced children's author, this book is fun with colourful illustrations whilst at the same time conveys an important message.



Discussion Topics


Before, during and after reading the book

1. Introduce *A Tree for Everyone* to the children and ask them what they think the story might be about.
2. Jake, Pip and Aiden love playing imaginary games in an old oak tree. What games do they play? Have you ever made a camp/treehouse or played games in a tree before?
3. Why do the three children feel threatened by the new arrivals? Would you feel threatened?
4. What happens?
5. RIP! CRACK! SMASH! Can you think of any other onomatopoeias?
6. What happens after the fight? How does everyone feel?
7. How does the resolution happen?
8. Do you think saying 'sorry' is important? Think about different ways of saying sorry.
9. After reading the book, ask them what did they think of the story? Which was their favourite part and why?

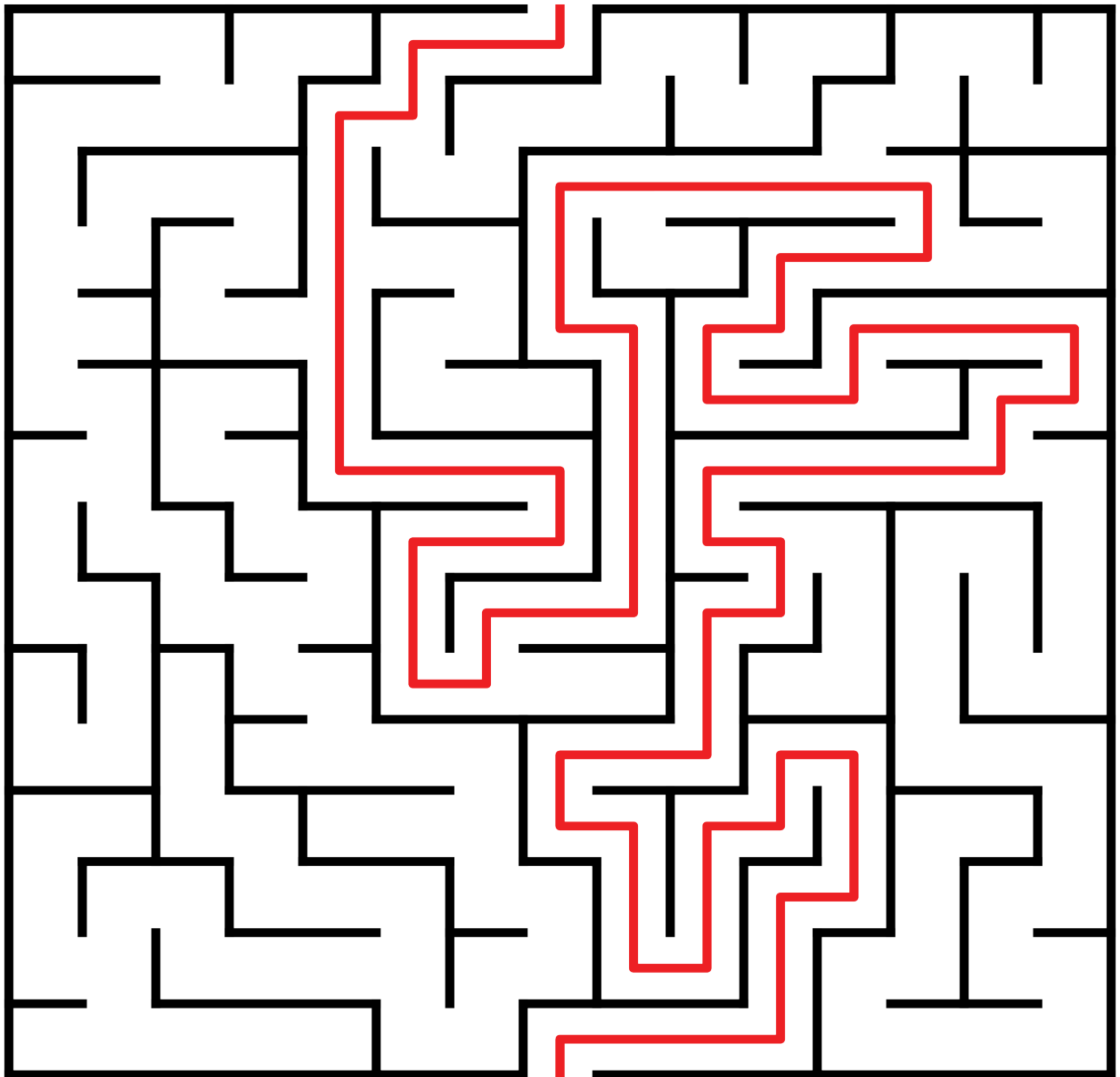


A-MAZE-ING OAK TREE

Can you help Jake find the oak tree?



SOLUTION TO A-MAZE-ING OAK TREE



WORDSEARCH

Find all the words below in the *A Tree for Everyone* wordsearch

Name:

Class:

Date:

word search

A TREE FOR EVERYONE

A O R S O N S I Y F F
Y R T O D B I M R O M
J A K E Y N S A R T A
C T L H L N E G O H E
D A R P I T I I S G P
B S N E L V S N R I Z
O O H N E D I A P F O
Y R E N R U T T C W S
D E E C N E L I S E H
T S R A P O L O G Y U
S E M A G A P N G K Q

AIDEN
APOLOGY
CASTLE
FIGHT
FORGIVENESS

FRIENDS
GAMES
IMAGINATION
JAKE
LILY

PIP
PLAY
SILENCE
SORRY
TREE

Answer Sheet

word search

A TREE FOR EVERYONE

A O R S O N S I Y F F
Y R T O D B I M R O M
J A K E Y N S A R T A
C T L H L N E G O H E
D A R P I T I S G P
B S N E L V S N R I Z
O O H N E D I A P F O
Y R E N R U T T C W S
D E E C N E L I S E H
T S R A P O L O G Y U
S E M A G A P N G K Q


AIDEN
APOLOGY
CASTLE
FIGHT
FORGIVENESS

FRIENDS
GAMES
IMAGINATION
JAKE
LILY

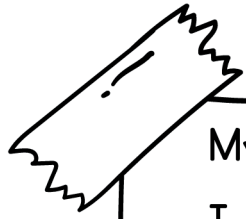
PIP
PLAY
SILENCE
SORRY
TREE

CREATE A FRIENDSHIP BOOK

Start by creating a book cover. Draw, paint, use scrap materials ... to design a fabulous cover. Then staple other pieces of paper the same size to the cover. Slowly fill your book with information about your friends, what you like to do together and anything else you can think of! Use the template on the next page for ideas.



About Me & You





My name is:

I am:


Class/Grade:

A rectangular box with a wavy bottom edge, intended for writing personal information.



This is how we met:

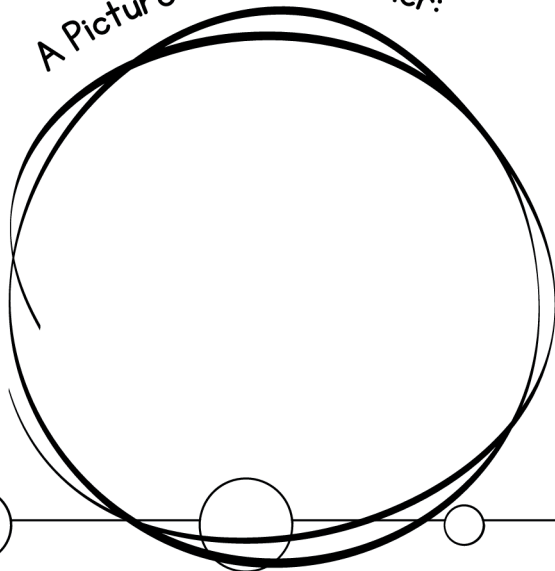
Five horizontal lines for writing a story about how the two people met.



What I Like About You:

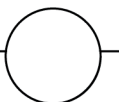
A single horizontal line for writing what is liked about the other person.

A Picture of Us Together:



One secret about you or us?

Three horizontal lines for writing a secret about the person or the pair.



A TREE FOR EVERYONE FUN FRIENDSHIP CLASS ACTIVITY

Draw a silhouette of your arm/hand in the space below and colour/decorate it. The finished prints will be cut out and added to a picture of a tree trunk. Each hand print represents one branch of a tree.

A TREE FOR EVERYONE COLOURING-IN

Colour in the tree with your favourite colours. What can be hiding in the tree? You decide!



Please share your work with us @littlestepspublishinguk