

# *Polly Profiterole's Little Town: Good Enough to Eat Teaching Notes*



## *Polly Profiterole's Little Town: Good Enough to Eat*

### **Synopsis**


How would you like to live in a town that had absolutely no shops, school, church or pub? Well, Polly Profiterole did, and she was quite quite fed up. One day she woke up with a great idea, she would bake a town and her husband Percy would build it! From the magic pen of the Australian poet Maggie May Gordon comes a delicious story of *A Little Town Good Enough To Eat...* scrumptious enough to get young readers' tummies rumbling!

### **About the Author**

Maggie May Gordon was born and raised in Sydney. She commenced writing when she married and moved to a property on the western plains of NSW which she found very conducive to writing about the characters, flora and fauna of the Australian bush. An award-winning poet, her verses have been widely published and used in eisteddfod and radio presentations. Her lyrics have been performed on stage and television. Maggie is the original author & lyricist of *Eureka! the Musical* (Her Majesty's, Melbourne 2004) which was nominated for Best Musical in the Robert Helpmann Awards for Australian Theatre 2005.

### **About the Illustrator**

Margarita Levina is a freelance illustrator, big dreamer and huge optimist. Children's illustration is her true passion. She loves to draw cute and kind illustrations with funny characters and interesting stories. Margarita works digitally and prefers to use bright and vivid colors in her illustrations.



PUBLISHING

<https://www.littlesteps.com.au>

<https://www.littlestepspublishing.co.uk>

## Dessert Match-Up

Can you match up the desserts? Draw a line connecting the dessert's name to the correct picture.



ice-cream

cheese cake

pancakes

cupcake

biscuits



## Drawing Activity

Polly Profiterole creates a series of scrumptious shops in her town. If you were to redesign your home using desserts, what would it look like? Draw your idea in the space below.



## Reading Comprehension

These delicious sweets and other food items were all referred to in the story. Read through the book once more to see if you can fill in the blanks with the correct letters.

1. G\_l\_en S\_rup

6. Me\_te\_ Ch\_c\_la\_e

2. Fr\_it\_ Ja\_

7. Dol\_op\_ of Cr\_ \_m

3. P\_ \_k Ic\_n\_

8. \_ot \_re\_ \_

4. C\_e\_m\_ Cus\_a\_d

9. J\_ic\_ \_ \_ice

5. \_tic\_y Tr\_a\_l\_

10. C\_nd\_ \_d H\_ne\_

1. Golden Syrup

2. Fruity Jam

3. Pink Icing

4. Creamy Custard

5. Sticky Treacle

6. Melted Chocolate

7. Dollops of Cream

8. Hot Bread

9. Juicy Juice

10. Candied Honey